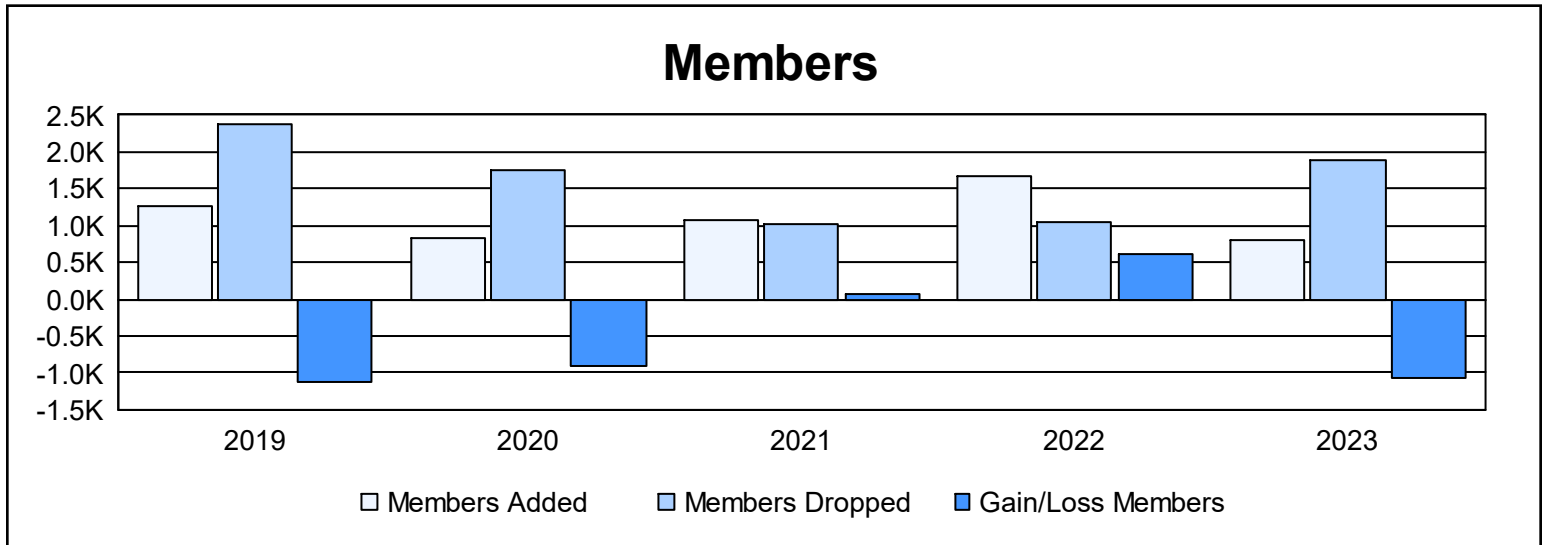
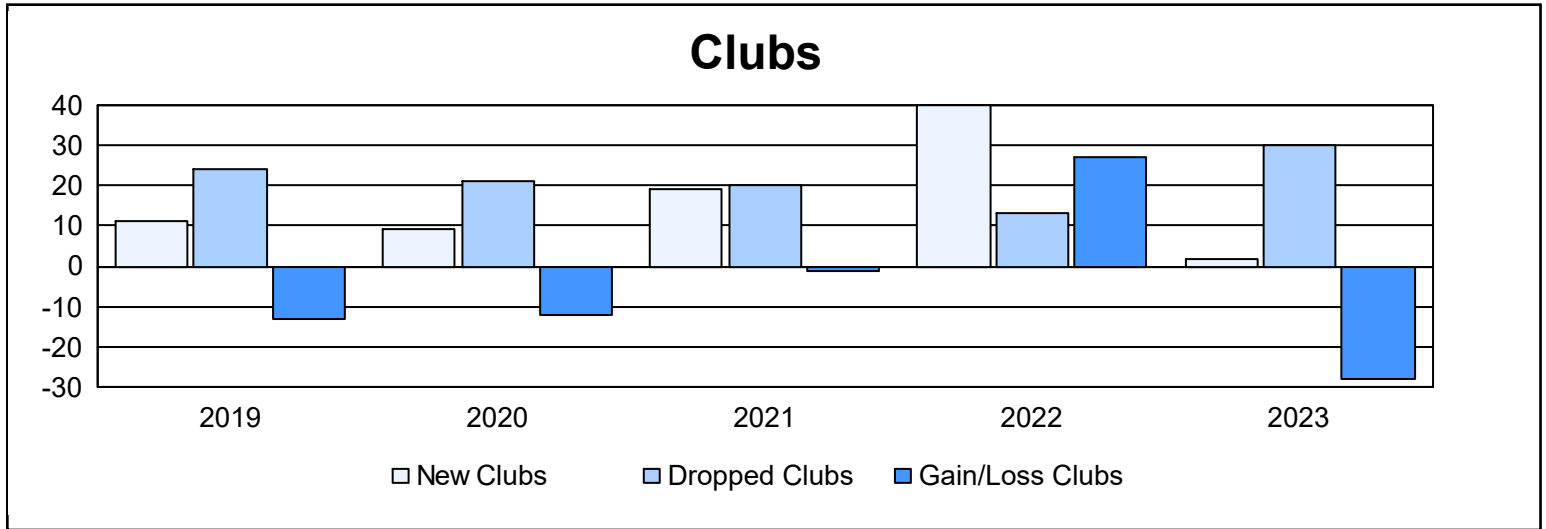
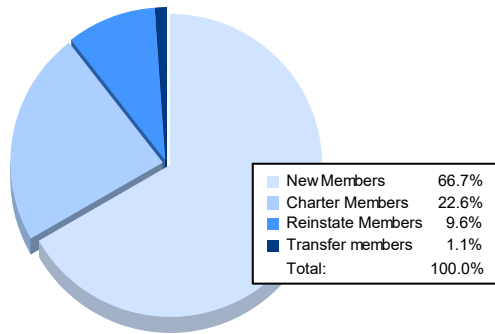


| Year | New Clubs | Dropped Clubs | Gain/ Loss Clubs | New Members | Charter Members | Reinstate Members | Transfer Members | Total Member Added | Total Members Dropped | Gain/ Loss Members |
|----------------|-----------|---------------|------------------|-------------|-----------------|-------------------|------------------|--------------------|-----------------------|--------------------|
| 2018-2019 | 11 | 24 | -13 | 610 | 409 | 222 | 15 | 1,256 | 2,381 | -1,125 |
| 2019-2020 | 9 | 21 | -12 | 407 | 294 | 90 | 46 | 837 | 1,746 | -909 |
| 2020-2021 | 19 | 20 | -1 | 545 | 479 | 50 | 12 | 1,086 | 1,024 | 62 |
| 2021-2022 | 40 | 13 | 27 | 624 | 953 | 75 | 13 | 1,665 | 1,047 | 618 |
| 2022-2023 | 2 | 30 | -28 | 543 | 184 | 78 | 9 | 814 | 1,886 | -1,072 |
| Average | 16 | 22 | -5 | 546 | 464 | 103 | 19 | 1,132 | 1,617 | -485 |



Membership Composition June 2023 Cumulative



Gender Composition June 2023 Cumulative

